





2025 1

136

136 2025 6 1

2025 6 1

2025

6 1

136



---

2025	9			104
		718		16.53%
			28	9.40%
				104
			260	
		5.98%		

2025	1-9		2,222,092.05	
15.67%				429,171.90
		16.03%		
2024			2025	1-9



..... **1**

..... **2**

..... **6**

..... **9**

..... 9

..... 10

..... **12**

..... 12

..... 12

..... 15

..... 36

..... 41

..... 43

..... 43

..... 47

..... 52

..... 54

..... **55**

..... 55

..... 56

A ..... 56

..... 59

..... 59

..... 59

..... 60

..... 60

..... 61

---

.....**62**

.....62

.....62

.....63

.....74

.....75

.....76

.....**78**

.....78

.....79

.....79

.....80

.....80

.....**81**

.....81

.....81

.....81

.....81

.....81

.....81

.....81

.....82

.....**83**

.....83

---

.....	84
.....	86
.....	88
.....	89
.....	<b>91</b>
.....	91
.....	92
.....	93
.....	95
.....	97
.....	100
.....	101
.....	102
.....	103

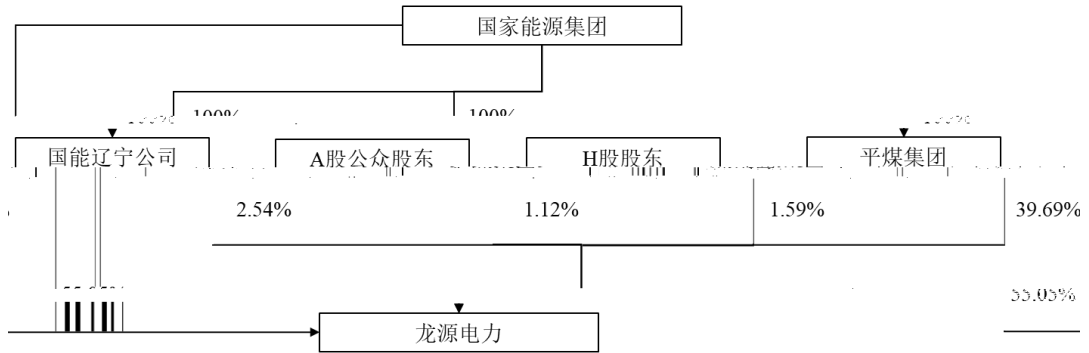






	China Longyuan Power Group Corporation Limited
	911100001000127624
	1993 1 27
	1993 1 27
	838,196.3164
	6 C 20 2006
	6 C 20 2006
	100034
	86-10-63888198, 86-10-63888199
	www.clypg.com.cn
	p0002293@ceic.com, lyir@ceic.com

2025 9 30



2025 9 30

8,359,816,164

				%
1			4,602,432,800	55.05
2			3,313,152,227	39.63
3			212,238,141	2.54
4			93,927,200	1.12
5			3,053,924	0.04
6			3,008,933	0.04
7	300		2,690,118	0.03
8			2,170,237	0.03
9	300		1,860,704	0.02
10	300		1,389,076	0.02

**1**

2025 9 30

4,602,432,800

306,165,341

58.72%

**2**

--	--

	91110000100018267J
	1995 10 23
	22
	13,209,466.11498

	2025 1-9 /2025 9 30	2024 /2024 12 31
	23,708.93	22,414.20
	14,122.28	13,185.40
	9,586.65	9,228.79
	5,148.29	7,748.48
	925.73	1,386.35
	933.82	1,235.38
	725.54	915.14

GB/T4754-2017

D

D44

JR/T

0020-2024

D44

**1**

**1**

**2**

2013 3

**3**

4

5

2

1

2

2002

3

1979

4

1981

2001

GWEC




5

2014 6

3

1

---





---

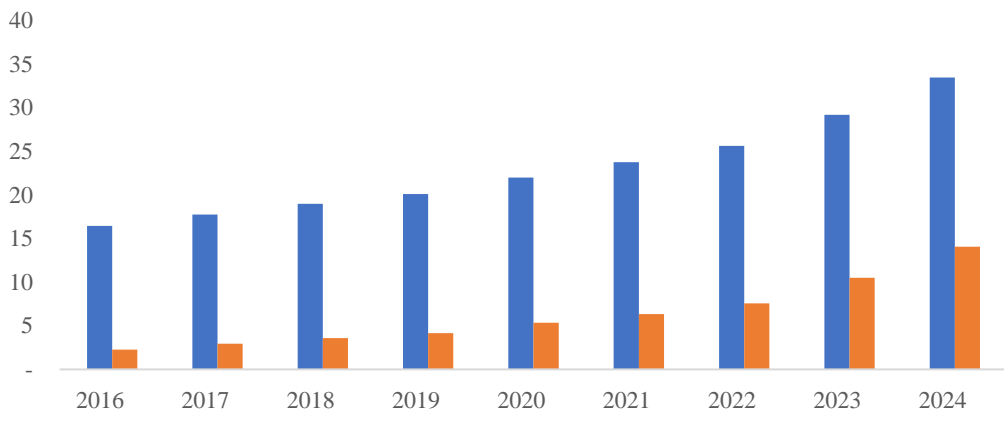

2022 6  
7

2022	2022 3 17	1800 17.3% 12.2%
	2022 2 21	
	2022 2 10	
	2022 1 29	2025 39% 20% 30%
	2022 1 29	2025 2030

2022







2024

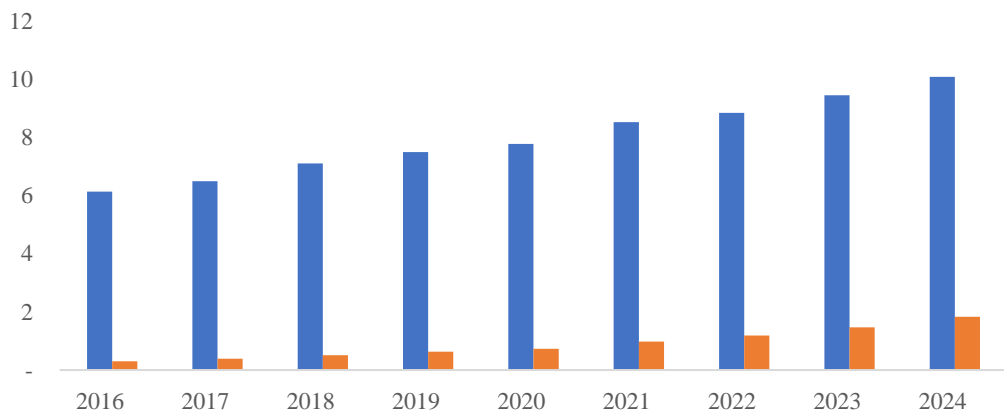
2016 6.14

2024 10.09 6.41%

2024 10.09

6.7% 3,660

58.10% 1.83 18.14%



2024

2020 9 22 75

2030 2060

2025 9 24

2020 6 36

**3**

2025 1

136

136 2025 6 1

2025 6 1

2025

6 1

2025 4

2025

**2**

200-300 /

2

500 /

**2**

1986

1993

1994

2003

2004

2007

2008

2010

2011

2013

2014

2010

2015

1

2024

5.21

18%

2021

**3**

**1**

2/3

2,200

1,050

/

$33 \times 10^3 - 84 \times 10^3$

/

$24 \times 10^4$

156

**2**

20

80

2007

2010

2011

2013

2024

8.86

45.2%

2024

8,341

44%

96.8%

3

2021 6 7

2021

2021

833

2021

2021

**1**

**1**

**2**

**3**

300 /m<sup>2</sup>

1,740 /m<sup>2</sup>

**1**

**2**

**3**

20

**4**

**1****2****1**

600930.SH	2009	8		
			2025	6 30
			3,554.22	4,559.53

**2**

600905.SH	1985	9		
			2025	6 30
				2,297.02
			2,590.55	

**3**

601016.SH	2006	1		
-----------	------	---	--	--

2025

5

**4**

2.4

7

6,000

5

7

20

164

32

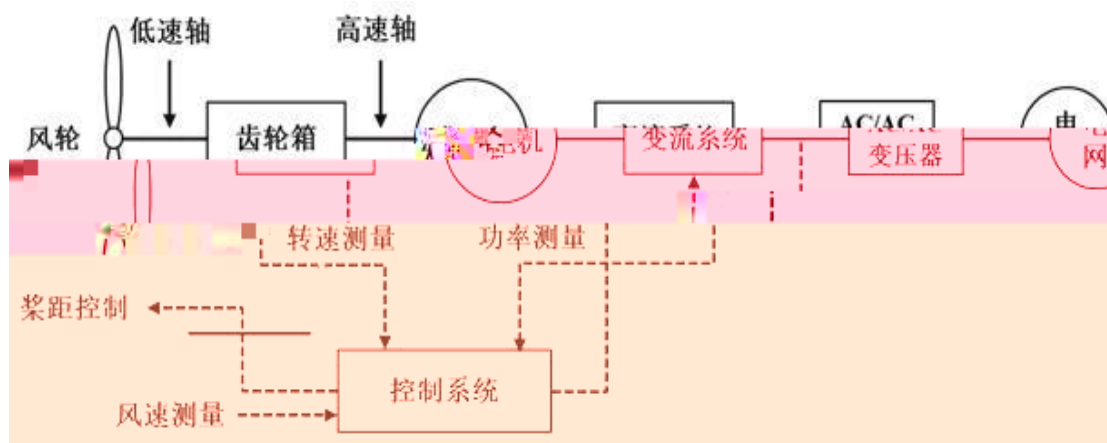
1

5

**5**



1



2

**1**

**2**

**3**



**1**

2025 9 30

1		2041.02.08	1441621-01174
2		2041.11.16	1441621-01195
3		2037.11.05	1041617-00706
4		2041.11.16	1441621-01194
5		2033.01.31	1041613-00437
6		2038.02.12	1041617-00716
7		2037.07.03	1031417-00492
8		2035.06.14	1431415-00150
9		2041.01.14	1410321-01271
10		2040.08.30	1410321-01274
11		2037.03.29	1031017-00424
12		2034.12.28	1062914-00026
13		2030.10.28	1031110-00029
14		2037.10.12	1041917-01429
15		2043.07.02	1431323-01044
16		2031.10.30	1863011-00759
17		2031.05.04	1041919-01165
18		2039.03.03	1041919-

28		2034.04.22	1452414-00384
29		2035.09.28	1031315-00125
30		2037.10.30	1031317-00197
31		2041.03.04	1462721-06914
32		2037.06.18	1041817-00352
33		2031.12.15	1041811-00223
34		2037.06.06	1041817-00349
35		2031.12.01	1041811-00222
36		2043.03.13	1462723-06993

2

2025 9 30

		/		
1			2030.03.21	3-2-00011-2024
2			2029.06.07	3-4-00038-2023
3			2030.04.15	4-4-00173-2024
4			2028.01.14	1-1-00016-2016

1

2025

9 30

	1,958,648.26	618,477.41	17,805.25	1,322,365.60
	24,657,438.63	9,149,309.21	322,897.73	15,185,231.70
	375,291.17	204,941.02	267.13	170,083.01
	72,095.58	50,269.61	329.61	21,496.36
	<b>27,063,473.64</b>	<b>10,022,997.25</b>	<b>341,299.72</b>	<b>16,699,176.67</b>

2

2025

9 30

	180,453.14	40,778.99	-	139,674.16
	3,920.01	357.60	-	3,562.42
	102.28	62.45	-	39.84
	88,012.90	26,245.33	10,057.11	51,710.46
	5.51	0.78	-	4.73
	8,787.45	4,565.84	26.14	4,195.47
	281.70	105.46	-	176.24
	1,184,353.57	714,656.94	96,085.72	373,610.91
	<b>1,465,916.57</b>	<b>786,773.37</b>	<b>106,168.98</b>	<b>572,974.22</b>

9.91

24.45

7.65

12355

5-10

**1**

**2**

**3**

+

86

32

2015 9

2015 2752

<

>

2016 625

2025 1

2025 136



10

8

2024

27%

**1**

<

>

18

—

**2**

—

7

2025 9

	182,587.18			-
	24,646.22	01798.HK		24,646.22
	4,269,429.42			-
	170,070.66			-
	266,064.71			-
	4,644.59			4,644.59
	21,491.00	000027.SZ 600076.SH		2,144.11
	634,470.69			371,092.23
	574,108.55			-
	<b>6,147,513.02</b>	-	-	<b>402,527.14</b>
				<b>7,590,806.27</b>
				<b>5.30%</b>

**1**

	114,682.14
	19,893.57
	48,011.46
	<b>182,587.18</b>

2025 9

182,587.18

114,682.14

48,011.46

19,893.57

**2**

2025

**5**

2025 9

266,064.71

**6**

2025 9

4,644.59

2015

	/		
		21,491.00	

000027.SZ

600076.SH

8

2025 9

	/		
		371,092.23	
		127,684.27	
		35,661.81	
		25,208.06	

	/		
		2,686.31	
		2,241.49	
		995.27	
		<b>634,470.69</b>	-
		<b>371,092.23</b>	-

371,092.23

9

2025 9

	1,964.00
	2,097.41
	570,047.14
	<b>574,108.55</b>

2025 9

574,108.55

402,527.14

5.30%

6

2025 1-9



2025 1-9

	2025 1-9	2024 1-9		
	2,947,917.72	2,493,826.91	454,090.81	18.21%
	2,128,034.30	2,175,956.26	-47,921.96	-2.20%
	341,031.06	381,053.01	-40,021.95	-10.50%
	370,713.18	292,408.44	78,304.74	26.78%
	2,222,092.05	2,635,026.43	-412,934.38	-15.67%
	766,754.45	753,589.13	13,165.32	1.75%
	374,776.74	508,907.73	-134,130.98	-26.36%
	72,282.88	115,361.60	-43,078.72	-37.34%
	81,478.18	84,054.15	-2,575.97	-3.06%
	429,171.90	511,073.13	-81,901.23	-16.03%

2025 1-9

2025 1-9

Ä

2025 □ 7

**1**

2020 9  
2030 2060

2030

2035

**2**

A

2

64.07% 64.09% 66.51% 65.88%

A

1.59%

A

A

A

A

1.00

A

35

20

A

80%

!

%

Ê



A

50.00

1

A

2025  
2025

1

2

3

4

18

				8,359,816,164	30%
	2,507,944,849			2024	2025
1	A	2025	1	H	
	2022	1		A	

A

50.00

1	CZ8 50	51.67	25.00
2	100	42.72	25.00

A

2025 1  
179,188.52

2025 10 29

**CZ8 50**

**1**

CZ8 50  
50

3

2023

0001386

2023

0003962

5

1

		7,136.49	1.38%
		264,481.66	51.19%
		109,915.84	21.27%
		59,640.48	11.54%
1		18,071.24	3.50%
2		15,000.00	2.90%
3		12,506.74	2.42%
4		963.70	0.19%
5		12,724.65	2.46%
6		374.15	0.07%
		8,823.49	1.71%

4

NB/T 31010-2019

5

[2018]15

6

7

900.00

100.00

3

4

12( 0 05

365.00

5

2.00%

6

20.00%

7

11,760.00

12,360.00

12,500.50

8

32,500.00

36,914.92

9

12,000.00

12,136.41

6

1

CZ8

50

25

154,859

kWh

3,097h

2020

1

2020 4



2019 39 È Î I0>0>). j 13.00% Á 2.0% Páñ 2y, WE (p, • ÖÖ' Ó P% SIA 3e #

AÒ 4 823 6 FNZ KÁ - 6 5 6 5 7 #) 192 (É F+R E Jc i À 9,% P° Ö / ‡ (F 4( Ç È W©.

4y :F # (0 Ç È R N E - à x q' 0 9 / Y 5 A 1 6 V C È x 0 - 3 0 W E ! / © B t x P ‡ 8 Á x à # U F E - 3 7 A ñ u x T M Á

	1,224,567
	950,037

**3**

**4**

1

		17,000.00	3.98%
		12,800.00	3.00%
		6,834.13	1.60%
		4,801.66	1.12%
		<b>427,200.11</b>	<b>100.00%</b>

2

1

NB/T 31011-2019

2

NB/T 31010-2019

3

[2009]24

4

2020 8

5

6

3

4

269,927      45.25 /  
3,747,200      21.39 /  
2,000.00

0.315%

0.639%

0.30%

0.6%

1.8254%

8.00%

5

0.99%

6

330KV      20,324.36      330KV  
8,429.05

7

17,000.00

8

12,800.00

9

6,834.13

10

20.00%

6

1

100

20

203,181

kWh

10%

2025

136

0.2665 /

5% 3% 2%

2007 12 6

512

87



**1**

**2**

**3**

D44

2024

2016

50



A



2021 12 8



2.01

2035

136

2020

2020 1

1-1-84

2021 6

2021

2021

2022 3

2021 12 31

2022 9

2023 1

2025 9

104

718

16.53%

9.40%

104

28

64.07% 64.09% 66.51% 65.88%

2024 11

2025

2029

2035

2025 1

136

136

2025

10 17

2025 10

2025 1-9  
15.67%

2,222,092.05

429,171.90

16.03%

1-1-87

2024

2025

1-9

2025 1-9

43,078.00

1.41% 6.18%

A

### 第七节 与本次发行相关的声明

发行人及全体董事、监事、高级管理人员、发行对象、中介机构及其负责人、高级管理人员及经办人员声明

本公司及全体董事、监事、高级管理人员、发行对象、中介机构及其负责人、高级管理人员及经办人员保证本募集说明书内容真实、准确、完整，不存在虚假记载、误导性陈述或重大遗漏，按照诚信原则履行承诺，并承担相应的法律责任。

全体董事签名：

张 彤

王 永

魏明德

高德步

赵 峰

刘劲涛

龙源电力集团股份有限公司

2016年2月10日







发行上市企业数量 同比增长 10.5%

同比增长 10.5%

同比增长 10.5%

同比增长 10.5%

同比增长 10.5%

同比增长 10.5%

## 二、发行人控股股东、实际控制人声明

本公司承诺若募集说明书中内容有虚假记载、误导性陈述或者重大遗漏，致使投资者在证券交易中遭受损失的，将依法赔偿投资者损失。



2016年 月 10日



¢

¢

u

#

¢











1

1

A

2

3



7

A

/

/

8

2

A

1

2

A

/

/

/

3

4

